

Enriching your Professional development journey.

Jen Padernal
Microsoft Education Ambassador
Microsoft Fellow
eLearning Integration Director, CYPHER LEARNING



Microsoft in Education

Mission: To empower every teacher and every school on the planet to achieve more.



The Microsoft Educator Community

A community where educators can connect, collaborate and get 21st century ready!

Resources

- Online Trainings
- Short Courses
- Curated Lesson Plans
- Community of innovative educators across the globe.


Recognition

- Expert recognition
- Points and badges
- Certificates






Industry partners and collaborators




education.microsoft.com

 **Microsoft** | **Community**


Training ▾ Resources ▾ Programs ▾ Community ▾ Skype in the Classroom ▾

     Hello, MsftEdu!

 Home

Welcome Educator!

Learn new skills, discover classroom activities and earn badges and certificates!

Photo by Michael Neugebauer


Learn how every individual's actions can make a big impact with **DR. JANE GOODALL**
Broadcast and live chat on **April 9th!**


[Register For FREE Now>](#)

[FILTER BY +](#)

[Overview](#) [View All](#)

Recommended for you





 442

RESOURCE

This resource page is meant to get you thinking about the current best practice...

50 Points





 528

RESOURCE

The Microsoft Innovative Educator (MIE) Trainer Academy is designed for teacher...

50 Points





 465

RESOURCE

In this resource, learn about key findings from the ITL Research project...

50 Points



 792

RESOURCE

200 Points

The Microsoft Educator Community is intuitive, interactive and holistic! Get access to all our free resources for teacher professional development in one site.

Getting Started

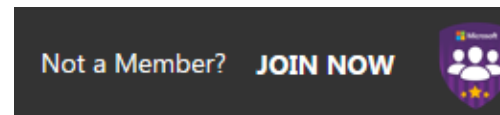
Microsoft Educator Community

Go to the website and click on Join now!
Membership is 100% FREE, all you need to have is an Office 365 account or a FREE Microsoft account.

*Don't have a Microsoft account? Create one for Free at <http://account.microsoft.com>

Fill up all the necessary details and complete your profile. You're good to go!

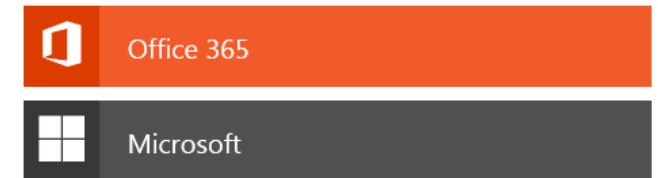
1



2

Join the Community Already a Member? [Sign In](#)

Sign up by selecting one of the options below



3

A screenshot of the Microsoft Educator Community profile page. The header shows "MsftEdu Ambassadors PH" and "Philippines". Below the header is a navigation bar with links: "About", "Achievements", "Favorites", "Development", "Content", "Connections". The main content area shows a "Key" section with a "Required Field" indicator and a "Profile Completeness" progress bar at 30%. Below this is a "Required Information" section with several fields: "Public Profile Url" (https://education.microsoft.com/Status/Public?token=Xo5bU8QH), "Authentication Method Used" (Microsoft Account), "First/Given Name" (MsftEdu), "Last/Family Name" (Ambassadors PH), "Time Zone" (UTC+08:00 Kuala Lumpur, Singapore), "Country" (Philippines), "Native Language" (English), and "Profile Status" (Public).

What's in MEC?

Microsoft Educator Community

1

Get recognized for your work as an innovative teacher!



Earn 1,000 points to become a
Microsoft Innovative Educator
+ a Digital certificate



Share how you use technology in the classroom
and nominate yourself to be a Microsoft
Innovative Educator Expert + get recognized!

What's in MEC?

Microsoft Educator Community

2

Earn points, badges and your own digital and personalized certificates!



Craig Hansen

Has been awarded the following status
in recognition of their achievements:

Educator Community Influencer

SEP 30, 2016

Anthony Sebilo
Vice President, Worldwide Education

Education.microsoft.com



What's in MEC?

Microsoft Educator Community


3

Get access to a number of FREE courses, resources, webinars and Quick tip videos



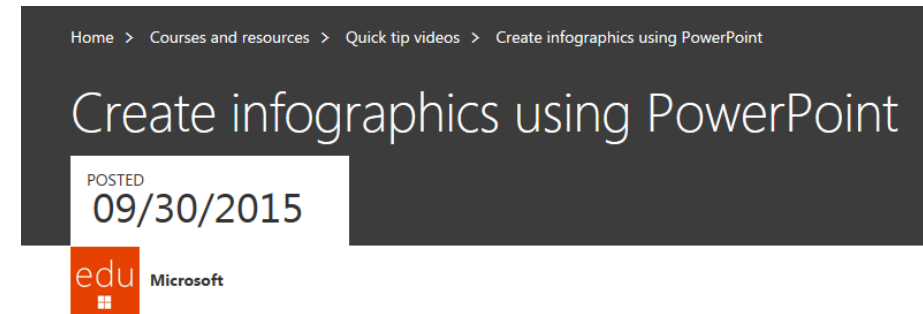
COURSE | Beginner

Learning is more powerful and dynamic with tools that are already right in...



COURSE | Intermediate Level 1

This course teaches the basics and benefits of integrating physical computing...



OneNote and Sway

More



WEBINAR | Popular



WEBINAR | Popular



WEBINAR | Beginner

Why use OneNote? OneNote is the ultimate tool allowing you to create digital...



WEBINAR | Beginner

Want to help students develop their most creative and innovative abilities?...

4

Use Skype as a tool for teaching and learning in your classroom



Virtual Field Trips



Skype Lessons



Skype Collaborations



Mystery Skype



Guest Speakers

What's in MEC?

Microsoft Educator Community

5

Connecting with
educators across the
globe

The screenshot displays the Microsoft Educator Community (MEC) interface, showing a grid of six educator profiles. Each profile includes a circular profile picture, a name, a location/school, and a bio. The profiles are arranged in two rows and three columns.

- Top Row:**
 - ecal** / Microsoft (Profile picture: sunglasses emoji)
 - amal aboumouslim** / okba ibn nafiaa témara (Profile picture: woman in hijab)
 - Chrissy Lewin** / Middletown, Connecticut - United States / Macdonough Elementary School (Profile picture: sunglasses emoji)
- Bottom Row:**
 - Krisztina Ráczné Veres** / Békés, Békés - Hungary / Szegedi Kis István Calvinist Secondary Grammar School (Profile picture: smiling face emoji)
 - Mohamed Ali Ahmed Ahmed** / Al-Sayda Zenab Secondary School (Profile picture: man in suit)
 - Оксана Бицина** / Запорізький колегіум №98 (Profile picture: woman in red)

Register for free and start exploring today!

education.microsoft.com

Like us on Facebook for news, updates, contests and announcements



Microsoft Education Philippines
Fb.com/MicrosoftEducationPH

Earn your Microsoft Educator Community Badges



Educator Community Influencer Awarded to Microsoft Educator Community Members for referring others or sharing content within the community and earning 12500 points.	MIE Surface Expert Awarded to selected Microsoft Innovative Educators for demonstrated knowledge and teaching with Surface.	Teacher Academy OneNote Academy Awarded after completing the OneNote Teacher Academy course	Teacher Academy Office 365 Awarded after completing the Office 365 Teacher Academy course	Teacher Academy Windows 10 Awarded after completing the Windows 10 Teacher Academy course	Teacher Academy OneDrive / Office Online Awarded after completing the OneDrive/Office Online Teacher Academy course
Technology Enriched Instruction Awarded after completed the Technology Enriched Instruction Course	Teach Creative Coding Through Games and Apps. Awarded after completed the Prepare to Teach Creative Coding Through Games and Apps Course	21st Century Learning Design Awarded for successfully completing 21st Century Learning Design Learning Path	Teaching with Technology Basics Awarded for successfully completing Teaching with Technology Basics Learning Path	Teaching with Technology 2016 Awarded for successfully completing Teaching with Technology 2016 Learning Path	Microsoft in the Classroom Awarded for successfully completing Microsoft in Classroom Learning Path

<http://education.microsoft.com>

Earn your own Microsoft Innovative Expert badge and certificate

Be a certified MIE today!

Step 1: Explore the Microsoft Educator Community

Step 2: Earn 1,000 points




Tips on how to earn 1,000 points

- Share, Interact and start your own discussions
- Take the Intro to Digital Citizenship Assessment
- Take the Intro to Sway Assessment



MIEs use Microsoft tools in the classroom and have learned the fundamentals of some of these tools. This is the first step on a journey of joining a professional learning network of enthusiastic educators who come together to learn, share, and grow

Earn your own Microsoft Innovative Expert badge and certificate



1

Your MIE Badge will automatically appear in your Educator Community Profile



2

Your MIE Certificate (personalized and signed) will also appear on your profile and can be downloaded