

The background features a white space with several colorful circles and dashed lines. In the top left, there is a large teal circle with a white center, a smaller teal circle, and a dashed teal circle. In the top right, there is a large lime green circle, a smaller green circle, and a dashed green circle. In the bottom left, there is a large green circle with a white center, a smaller orange circle, and a dashed yellow circle. In the bottom right, there is a large yellow circle, a smaller orange circle, and a smaller pink circle. A dashed blue line curves across the page, passing through the teal and green circles.

Tech Knowledge GEE!

Embedding the ISTE Standards For Students
Regardless of Technology Availability

Hello!



I am Julie Daniel Davis

I love helping teachers not only integrate technology
but see the reason **WHY**



Start with the WHY
Preparing Students for *Their* Future

A decorative background featuring a large, light blue dashed circle. Inside and outside this circle are various colored shapes: a large green circle at the top left, a large cyan ring at the top center, a large yellow circle at the top right, a large orange circle at the bottom left, and a large orange ring at the bottom right. Smaller circles in green, blue, orange, and cyan are scattered throughout. A teal circle containing the quote symbol is positioned above the main text.

“


Google was founded in 1998. You don't teach a single student that has ever lived life without being able to instantly search for an answer.



Future Workforce Needs

- ◎ STEM Careers
- ◎ Self-employment skills
- ◎ Soft skills


Defining your
Graduate Goals
&
Student Technology
Outcomes





Where do I begin?

Connecting the Needs



Embedding the [ISTE Standards for Students](#)
in Your Classroom



Tech Knowledge

Empowered Learner

Students leverage technology to take an active role in choosing, achieving and demonstrating competency in their learning goals, informed by the learning sciences

Digital Citizen

Students recognize the rights, responsibilities and opportunities of living, learning and working in an interconnected digital world, and they act and model in ways that are safe, legal and ethical.

Knowledge Constructor

Students critically curate a variety of resources using digital tools to construct knowledge, produce creative artifacts and make meaningful learning experiences for themselves and others.

Innovative Designer

Students use a variety of technologies within a design process to identify and solve problems by creating new, useful or imaginative solutions.

Computational Thinker

Students develop and employ strategies for understanding and solving problems in ways that leverage the power of technological methods to develop and test solutions.

Creative Communicator

Students communicate clearly and express themselves creatively for a variety of purposes using the platforms, tools, styles, formats and digital media appropriate to their goals.

Global Collaborator

Students use digital tools to broaden their perspectives and enrich their learning by collaborating with others and working effectively in teams locally and globally.



TECH KNOWLEDGE INTEGRATION

No Tech

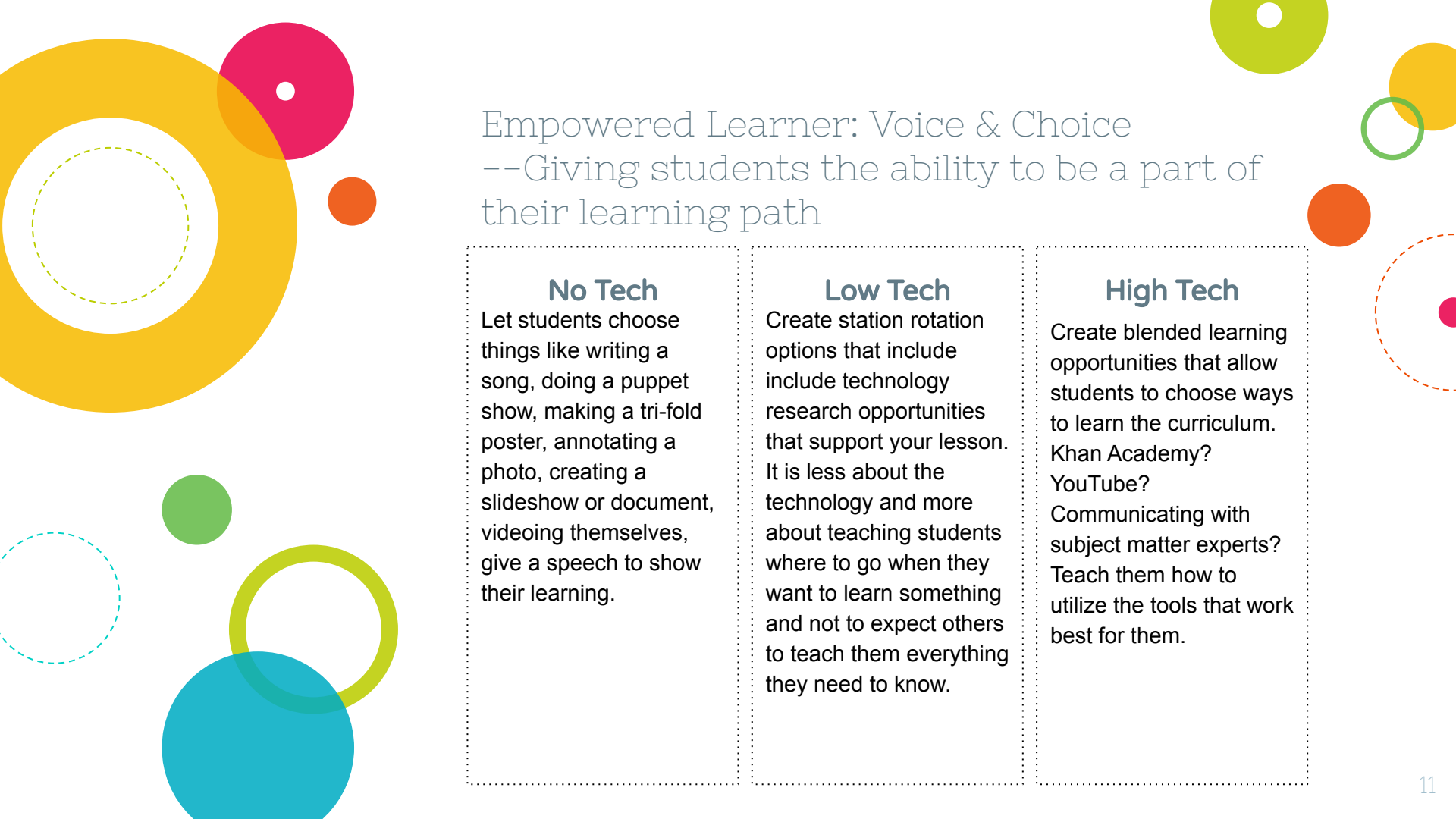
Creating ways to teach the overall concepts of tech knowledge that would allow students to transfer their understanding to a tech-rich environment

Low Tech

Creating opportunities for students to participate in technology-based thought processing through the use of limited hands on device availability

High Tech

Intentionally integrating technology in the classroom to create opportunities for students to master tech knowledge



Empowered Learner: Voice & Choice

--Giving students the ability to be a part of their learning path

No Tech

Let students choose things like writing a song, doing a puppet show, making a tri-fold poster, annotating a photo, creating a slideshow or document, videoing themselves, give a speech to show their learning.

Low Tech

Create station rotation options that include technology research opportunities that support your lesson. It is less about the technology and more about teaching students where to go when they want to learn something and not to expect others to teach them everything they need to know.

High Tech

Create blended learning opportunities that allow students to choose ways to learn the curriculum. Khan Academy? YouTube? Communicating with subject matter experts? Teach them how to utilize the tools that work best for them.

There is no wrong way to teach tech **knowledge**.

No Tech




Low Tech



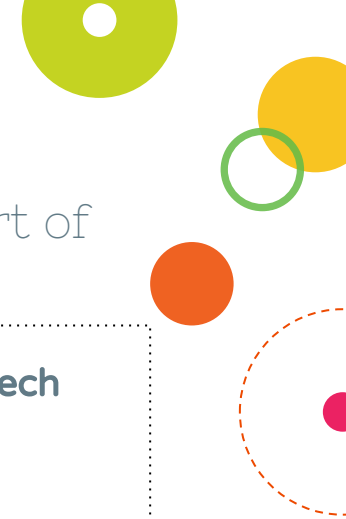
High Tech





Empowered Learner: Voice & Choice
--Giving students the ability to be a part of
their learning path

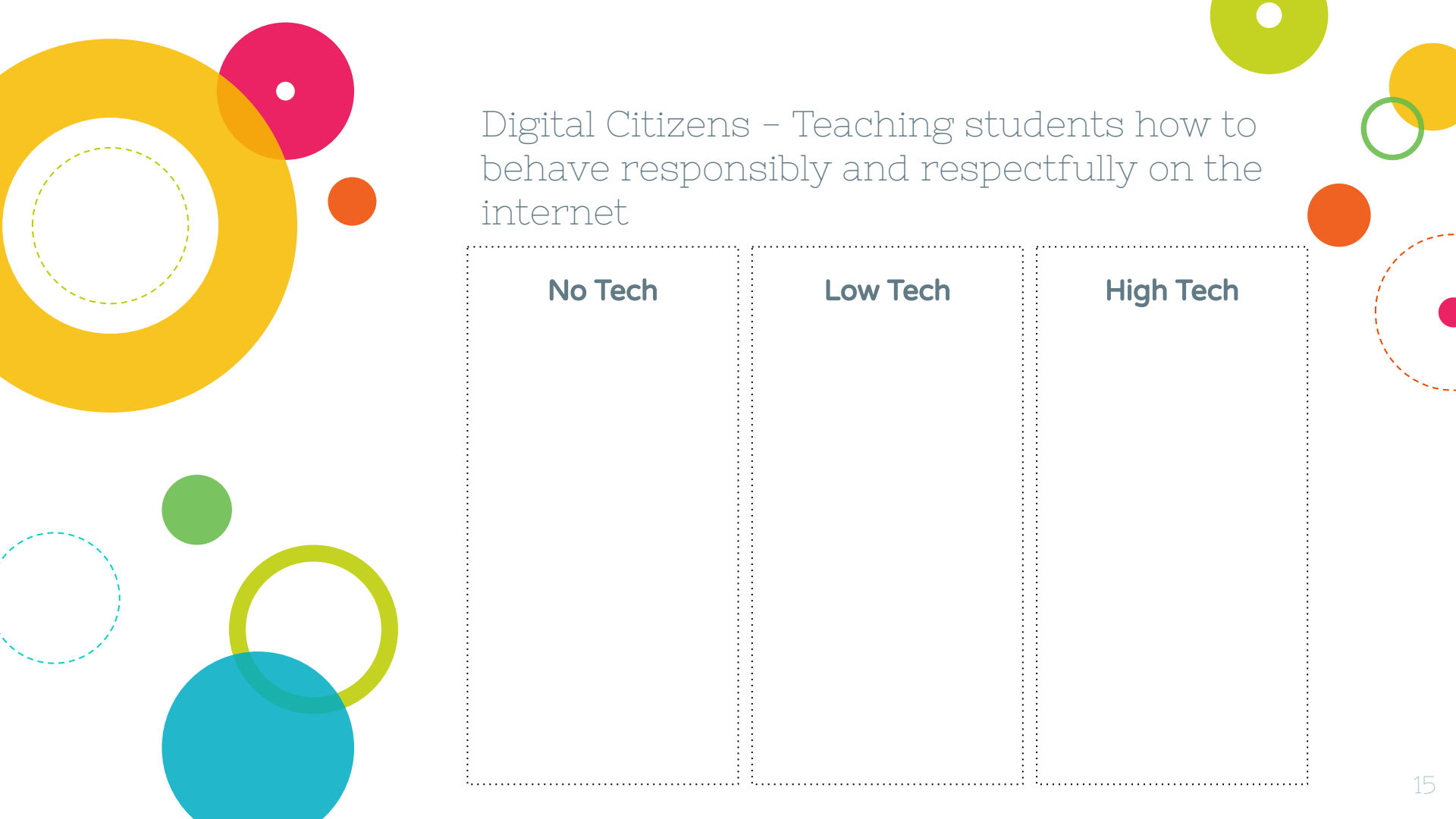
No Tech	Low Tech	High Tech



ISTE Standard for Student #:

Ways to embed learning of this standard:

No Tech	Low Tech	High Tech



Digital Citizens – Teaching students how to behave responsibly and respectfully on the internet

No Tech	Low Tech	High Tech



Knowledge Constructor- Teaching students to become curators of information-

No Tech

Low Tech

High Tech



Innovative Designers- Creating a culture of risk taking

No Tech	Low Tech	High Tech



Computational Thinkers-

No Tech

Low Tech

High Tech




Creative Communicators – unlocking student creativity in using technology

No Tech	Low Tech	High Tech



Global Collaborator- Empowering students to leverage technology for connecting

No Tech	Low Tech	High Tech

A decorative graphic consisting of a large, light blue dashed circle that frames the text. Various colored circles (solid and hollow) in shades of teal, green, yellow, orange, and pink are scattered around the perimeter of the dashed circle.

Without change there is no innovation,
creativity, or incentive for improvement.
Those who initiate change will have a
better opportunity to manage the change
that is inevitable.
-William Pollard



Thanks! Any Questions?

You can find me at

@juliedavisEDU

juliedavisEDU@gmail.com