



# Engaging and Empowering a Changing Learner: Meaningful Work in the 21st Century

Presented by:  
**Tyler Rablin**

# Photo Story



# Who Am I?



Sunnyside, WA

HS ELA Teacher (NBCT)

Personalized Learning and Innovation Coach

Educational Consultant: Jeff Utecht Consulting

Operator of Teacher Totter (blog and YouTube)

Hiker, Runner, Musician, Reader

A close-up photograph of a dartboard. The board features a central bullseye (red) surrounded by a green ring, then a yellow ring, and finally a black ring. A single dart with a blue and silver body is embedded in the green ring, slightly to the right of the center. The background is blurred, showing the radial pattern of the board.

# Objectives

1. Reflect on our own biases around technology
2. Identify motivating factors for digital natives
3. Collaboratively build a publication to share out meaningful learning experiences for our students



## Meaningful Work: Project Creation

In this form, submit your ideas (the sky's the limit) for how to create meaningful projects to harness the intrinsic motivation of our learners.

Project Title

Short answer text

---

AutoCrat



### Existing Jobs

Meaningful Work Publication 

AKA REAL MAGIC

[Help Guide](#) [Manage triggers](#)

NEW JOB










# Part I: Current Reality



# Venting Time



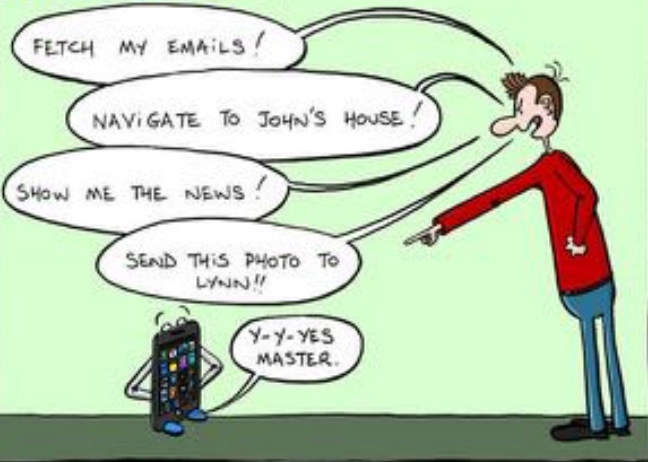
[https://www.boredpanda.com/satirical-illustrations-addiction-technology/?utm\\_source=google&utm\\_medium=organic&utm\\_campaign=organic](https://www.boredpanda.com/satirical-illustrations-addiction-technology/?utm_source=google&utm_medium=organic&utm_campaign=organic)





P. Knapik 2009

IN YOUR MIND :



IN REALITY :





[https://www.boredpanda.com/satirical-illustrations-addiction-technology/?utm\\_source=google&utm\\_medium=organic&utm\\_campaign=organic](https://www.boredpanda.com/satirical-illustrations-addiction-technology/?utm_source=google&utm_medium=organic&utm_campaign=organic)



# Digital Native vs. Digital Immigrant



# Important Note

Digital natives know how to use technology fluently, but they don't necessarily know how to use it powerfully.



A top-down view of a desk with a laptop, a notebook, a pen, and a small plant. The text is overlaid on the laptop screen area.

**Think-pair-share:  
How has technology  
changed your life?**

A colorful geometric pattern with the text '0:30' overlaid. The pattern consists of various colored triangles in shades of green, yellow, orange, and blue.

**0:30**



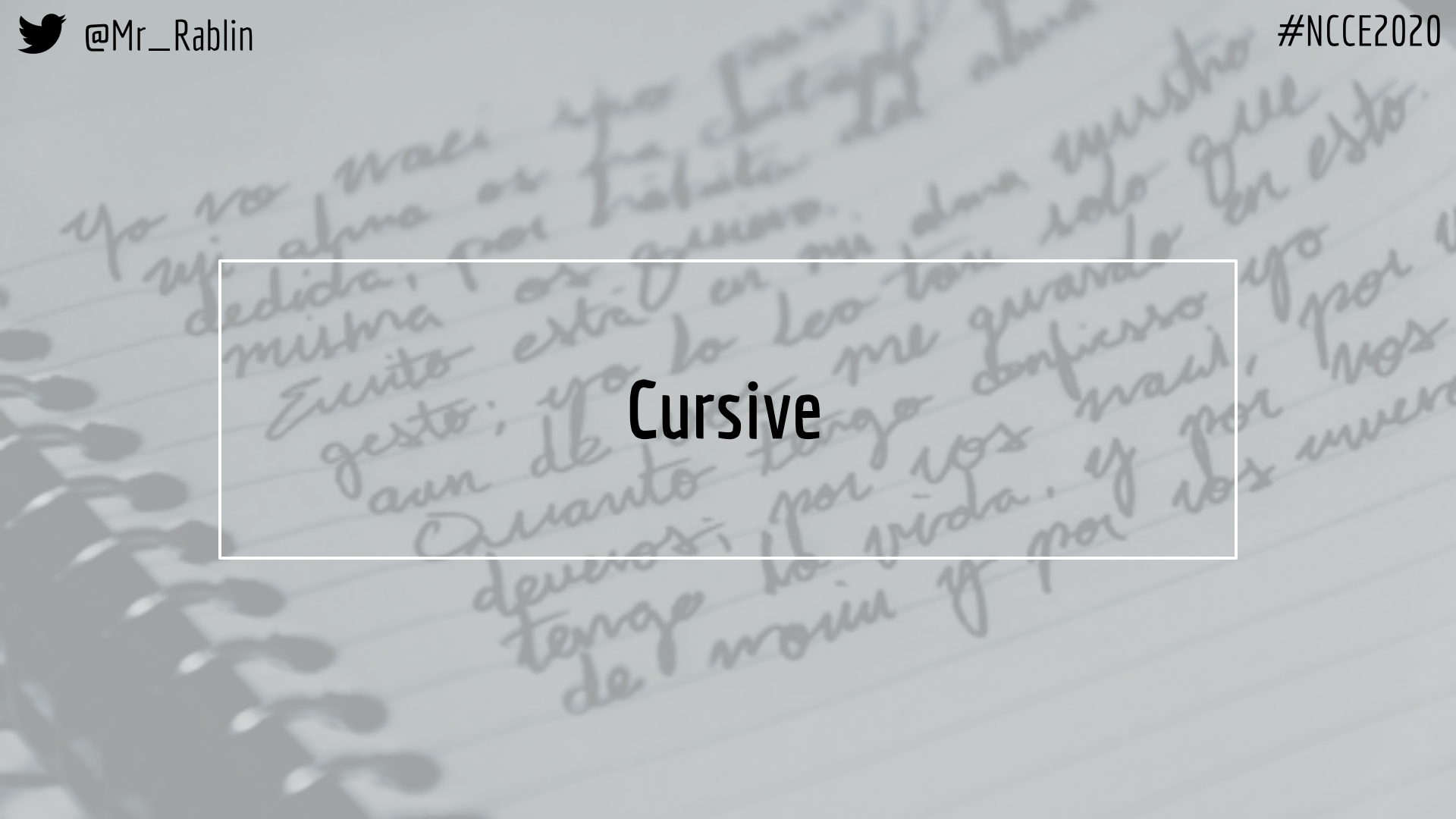



Share:  
How has technology  
changed your life?



**It's not bad;  
it's different.**

**Cursive**



 @Mr\_Rablin

# Keyboarding

#NCCE2020





---

# Barrier vs. Opportunity

---



**It's not bad;  
it's different.**





@Mr\_Rablin

#NCCE2020

# Why a Shift in Mindset Matters







## Part II: Major Shifts

# Shift #1

More so now than ever, the motivation to do a task is dependent on the number of people it will impact.

# Which would you rather do?

Take 5 minutes to do something that 500 people will see.

Take 60 minutes to do something that one person will see.





## The Drive for Likes

---

The drive for likes is simply a misguided application of our need to impact others.

Students want to impact others, but they need training and experience in how to make that meaningful.






## Shift #2

The value of information is based on the immediacy of its need.






Share Out:

What's the last thing you  
taught yourself to do?

# Just In Case vs. Just In Time



Until there is an immediate reason for learning, the information is irrelevant.





Cognitive Offloading

When we create an  
immediate and meaningful  
need, information matters.



## Shift #3

The value placed on a task is connected to the amount of control (autonomy/choice) we have over it.




# Watching TV Shows

# Workplace Reality

The days of “show up,  
follow along, get paid”  
are rapidly going away.



If we aren't offering our students choices, we aren't preparing them for life.



Choice and autonomy = empowerment and  
preparedness for life.





Engagement is about getting students excited for what we want them to do.

Empowerment is about helping students be excited about what they want to do.





## Part III: Classroom Application

## Element 1: Audience

Who will their work impact? Who else does their investment of time matter to?

## Element 2: Purpose

How are they building something that matters outside the classroom? What challenge are they trying to address?





## Element 3: Autonomy

What control will students have  
over their learning/product?

# Connect Your Thinking








# Our Product

[gg.gg/meaningfulwork](https://gg.gg/meaningfulwork)





 @Mr\_Rablin

Thank You!

Let's stay connected - @Mr\_Rablin on Twitter.

Email me with anything you want or need:

[tylerrablin@gmail.com](mailto:tylerrablin@gmail.com)

To dig deeper into some of these topics, check out my blog: Teacher Totter

If you want tutorials on some of the tools I mentioned or used, check out my YouTube channel: Teacher Totter